



# ESG Report

Asia Equities

Q4 2022





## ESG Philosophy

### Core Beliefs

Our active approach to the stewardship of investments ensures ESG commitment

We emphasize active ownership to influence positive change and progress

The integration of ESG factors is key to our long-term investment research process

Prioritising pro-active engagement rather than excluding and divesting

Investing responsibly is aligned with superior risk-adjusted long-term returns

### Our actions

Engaging directly with and voting on investee companies

Researching ESG factors is fully integrated into our overall investment approach

Materiality ensures that we prioritise what matters most

Extensive screening to ensure norm-based alignment

# C WorldWide Asia Equities

## Quarterly Comments

The last quarter of 2022 saw no halting in ESG initiatives, regulations, and frameworks worldwide. Throughout 2022, ESG specialists have indeed experienced that a great part of their job is not only to analyse ESG data and engage with companies on ESG matters but also to include a significant amount of regulatory analysis to understand and apply the cascade of new regulations emerging globally.

This was also clear from the annual "PRI in Person" conference, the largest conference for responsible investments globally, that we recently attended in Barcelona. Appropriately, the conference was themed "The coming of age of responsible investments" and focused on the growing expectations on investors for ESG integration and actions, as well as the unprecedented responsibility of investors to support real economy policy change.

The first part of the conference focused on the environmental aspects of ESG investing, particularly climate. The financial industry is somewhat developed regarding climate matters, target setting, measurements, and reduction plans. Indeed, differences between markets prevail, but many jurisdictions worldwide now have regulations or taxonomies emerging to regulate sustainable finance, specifically regarding climate-related policies. These include Australia, New Zealand, Japan, Hong Kong, China, India, South Africa, Brazil, Mexico, Canada, United States, United Kingdom, and of course, the to-date most developed market for sustainable finance, the European Union.

Another clear message from the conference was that the S in ESG still requires a lot of additional effort and focus. Many market participants struggle to find the best ways to measure and influence the social matters affecting investments. Nonetheless, as would be visible to anyone following societal developments and the world around us, changes in social aspects are happening now. They are driven by movements in society rather than led by political agendas. Most prevalent is the focus on diversity and inclusion and how to develop corporations with diverse workforces that can contribute to heightened synergies for the organisations. This includes financial returns, as numerous surveys have concluded in recent years. Indeed, human capital management, including labour rights, is top of the list when trying to quantify the social matters in ESG.

EU has previously proposed a social taxonomy that would regulate this space to some extent, but it has been put on hold until further notice. During the latter part of 2022, Japan's Ministry of Economy, Trade, and Industry (METI) published Japan's Guidelines on Respecting Human Rights in Responsible Supply Chains, while Australia and the UK have had their Modern Slavery Acts in force for several years. These, however, focus more on supply chain risks and mitigation than the human capital aspect impacting organisations.

Nonetheless, societal change is increasingly being prioritised, and many corporates address diversity and inclusion by setting individual targets for more equal workforces. This is also happening globally, as was seen recently when Bahrain Kuwait Insurance Company announced the appointment of three women employees to executive positions. In this region, only 3% of company CEOs are women, and the global average is 7% per recent studies published by Heidrick & Struggles.



## Investment Screenings

### Sanctions Screenings

All investments are screened against Refinitiv World-Check sanctions-screening covering all known sanction bodies

### Norms-Based Global Standards Screenings

Convention Breach screenings, compliance with UN Global Compact Principles, OECD Guidelines for Multinational Enterprises and the UN Guiding Principles on Business and Human Rights

### Investment Exclusions

None of the companies within the portfolio exceeds a certain level of involvement in the activities specified

- 0% Controversial Weapons
- 5% Military Contracting
- 5% Small Arms

## Portfolio Changes

During the quarter, we made no changes to the portfolio.

## Direct Engagements

During the fourth quarter of 2022, we met with several companies in the portfolio, including Tencent and Indian Hotels.

### Tencent

On the 25th of November, we had a dedicated ESG call with Tencent's international relations. The company went through its data protection policies. Tencent is one of the world's largest platform companies, and they are aware of its responsibilities. From a market perspective, China implemented personal protection law in November 2021 in accordance with international law to protect user data. This law could be compared to the European GDPR. In connection with this, the data Tencent collects is accepted by the users, who are asked how much of their data can be registered. Tencent does not share the data with third parties. If information was to be released to the government, Tencent must verify that it is connected to a criminal act and that a court order has been made – this process is in line with international laws. Moreover, they acknowledged that they could be more open and report on human rights-related matters. They are hoping to report such disclosure in the first half of 2023. This provides us with some comfort in that Tencent is considering concerns raised by investors.

Sustainalytics had a call with Tencent end of October and are currently reviewing the outcome of that meeting and the impact on its current assessment.

After our call, our opinion remains to differ from Sustainalytics'. We believe that Tencent is protecting the end user's information and acting according to the personal protection law implemented in November 2021 and with their acknowledgment of the need for more disclosure, we believe that they will improve in the right direction. Though, in order for Sustainalytics to change its assessment of Tencent, Tencent should demonstrate efforts to establish human rights due diligence practices, define policies relevant to digital rights, and report on external data requests and content moderation requirements.

As of now, we have made the analysis and categorise Tencent as compliant with UNGC. We will keep a closer eye on the company and monitor their progress, especially regarding its disclosure on human rights-related matters.

### Indian Hotels

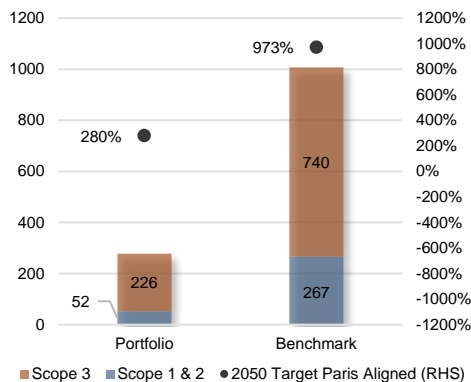
During this quarter we had a very constructive meeting with the CEO and CFO of Indian Hotels. The meeting included various topics such as the prospects for the hotel industry in general, but also covered the initiatives Indian Hotels have set in place during the year. There was a focus on the E, S, and G. Within the S and G, they had a focus on employing youth to help ensure a higher life quality amongst the younger population in India. Moreover, by 2030 25% of the new hires must be women. Their key focus area is within E, such as water waste, they have set a target that they will recycle 100% of their water waste, 50% of their energy has to come from renewables and they will be a hotel that is single plastic free by 2030. In addition to these 2030 targets, they have also hired PwC as a consultant to help them with their GHG accounting (scope 1 and 2), however, no timeline for this has been set.

## Proxy Voting

There was a relatively limited proxy voting activity in Q4. Please see statistics below.

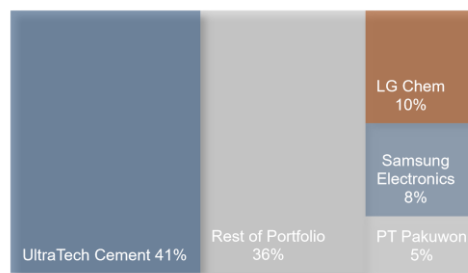


## Emissions Exposure & SDS (tCO<sub>2</sub>e)



The above graph summarises the portfolio's carbon footprint compared with the benchmark. The Sustainability Development Scenario (SDS) pathway on the right-hand side of the graph is fully aligned with the Paris Agreement. The graph indicates whether the portfolio and benchmark are expected to over-/undershoot against the allocated carbon budget until 2050.

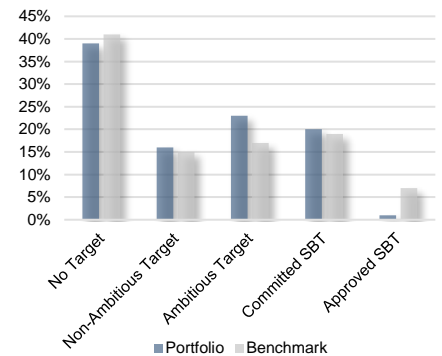
## Top 4 Contributors to Portfolio Emissions



## Carbon Intensity (tCO<sub>2</sub>e/mill. USD revenue)



## Climate Target Assessment

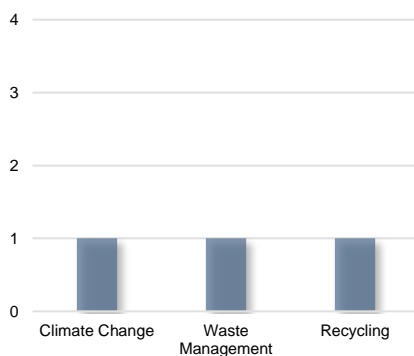


The above graph shows how many of the companies in the portfolio have set climate targets and how ambitious these are. Having ambitious targets, being committed to Science-Based Targets (SBT) or having approved SBT shows close alignment with the Paris Agreement.

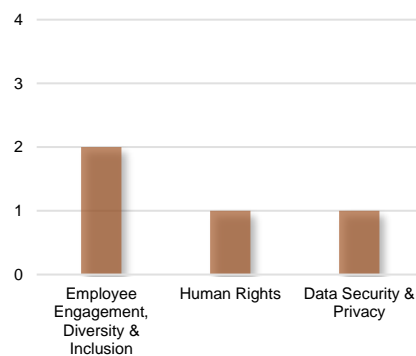
Source: ISS Data Desk (Climate Assessment). Based on a portfolio Value of 1,000,000 USD. Portfolio as of 31<sup>st</sup> of December 2022

## Direct Engagement Topics

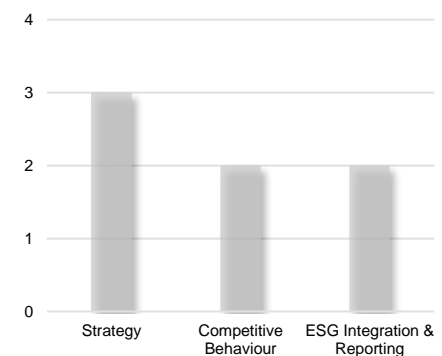
### Environment



### Social



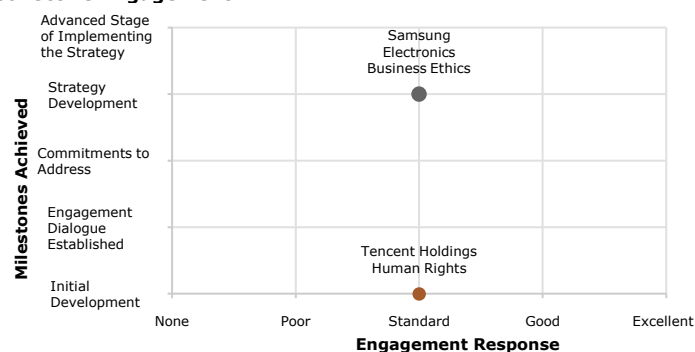
### Governance



**Total direct company engagements for the portfolio: 4**

Throughout the quarter, we conducted several direct engagements with the portfolio companies. Our ESG engagements have most often incorporated an aspect of each subject E, S, and G. The above graphs show the top three engagement topics within environmental, social and governance aspects. There are several sub-topics within each category that can overlap within one engagement.

## Collective Engagement



The above graph illustrates our collective engagements with Sustainalytics. The companies are shown within what milestone they have reached thus far and rated according to their communication in relation to the specific engagement topic.

Source: Sustainalytics. Portfolio as of 31<sup>st</sup> of December 2022

## Proxy Voting

Meetings Voted	100%	13
Proposals Voted	99%	81
Proposals Voted Against Management	2%	
	33%	Changes to Company Status
Proposal Categories (Top 3)	29%	Capital Management
	16%	Other

We utilise proxy voting to emphasise the topics discussed with the investee companies in our ongoing engagement with them and to vote on key issues important to the governance of the investee companies. The table above shows key topics and how votes have been cast during the quarter.

Source: Glass Lewis Proxy Voting. Portfolio as of 31<sup>st</sup> of December 2022

This is marketing material. This report has been prepared by C WorldWide Asset Management Fondsmaeglerselskab A/S (CWW AM). It is provided for information purposes only and does not constitute, and shall not be considered as, an offer, solicitation or invitation to engage in investment operations, as investment advice or as investment research. The report has thus not been prepared in accordance with legal requirements designed to promote the independence of investment research, and it is not subject to any prohibition on dealing ahead of the dissemination of investment research. Opinions expressed are current opinions only as of the date of the publication. The report has been prepared from sources CWW AM believes to be reliable and all reasonable precautions have been taken to ensure the correctness and accuracy of the information. However, the correctness and accuracy is not guaranteed and CWW AM accepts no liability for any errors or omissions. The report may not be reproduced or distributed, in whole or in part, without the prior written consent of CWW AM.

# Active Investments

C WorldWide Asset Management Fondsmæglerselskab A/S is a focused asset manager. Our objective is to deliver consistent, long term capital growth for clients through active investments in listed equities on global stock exchanges.

Our clients are primarily institutional investors and external distribution channels. Our product range includes discretionary asset management services and commingled fund products.

The combination of a unique investment philosophy based on careful stock picking and long-term global trends coupled with a stable team of experienced portfolio managers, has since 1986 resulted in world-class investment performance.

Please find more of our ESG Reports on [cworldwide.com](https://cworldwide.com)

C WORLDWIDE ASSET MANAGEMENT FONDSMAEGLERSELSKAB A/S

Dampfaergevej 26 · DK-2100 Copenhagen

Tel: +45 35 46 35 00 · VAT 78 42 05 10 · [cworldwide.com](https://cworldwide.com) · [info@cworldwide.com](mailto:info@cworldwide.com)