



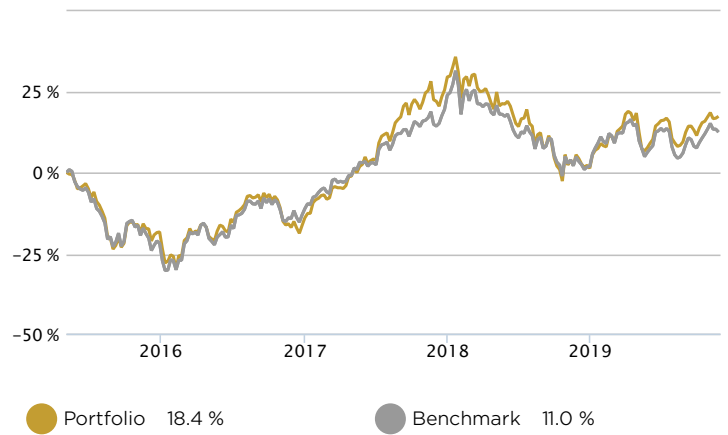
C WORLDWIDE EMERGING MARKETS (1A) AS OF 30 NOV 2019

NET OF FEES IN USD

STRATEGY

The C WorldWide Emerging Markets fund aims to achieve long-term capital growth from a portfolio of companies that are primarily either incorporated or have their principal activities in emerging markets. Emerging markets are countries that are transforming from developing economies into industrialised economies. Hong Kong and Singapore both figure in this group. Geographically, emerging markets are typically to be found in Asia, Latin America, Africa and Eastern Europe.

INVESTMENT RETURNS

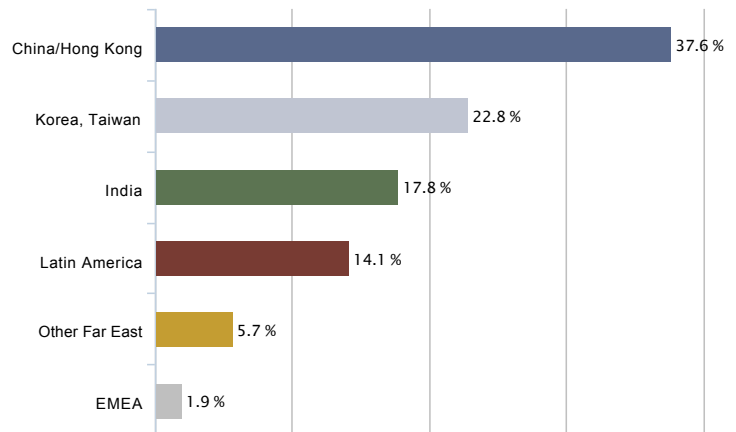


RETURN & RISK

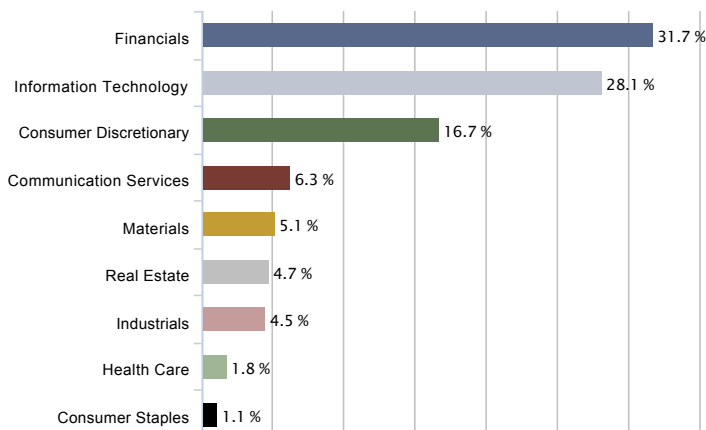
	YTD	1 Y	3 Y	5 Y	10 Y	Lifetime	P.A.
Portfolio (%)	13.9	11.2	38.8	-	-	18.4	3.7
Benchmark (%)	10.2	7.3	29.5	-	-	11.0	2.3
Relative performance (%)	3.7	3.9	9.3	-	-	7.4	1.4

	3 Y	5 Y	10 Y	Lifetime
Std. dev. portfolio (%)	15.0	-	-	16.9
Std. dev. benchmark (%)	13.8	-	-	15.7
Beta	1.0	-	-	1.0

GEOGRAPHIC DIVERSIFICATION



SECTOR EXPOSURE



TOP 10 HOLDINGS

	Share in %
Alibaba Group	9.1 %
Samsung Electronics	7.6 %
TSMC - ADR	7.3 %
HDFC Bank	6.7 %
Tencent Holdings	5.5 %
Ping An Insurance	4.2 %
Longfor Group	4.0 %
Sunny Optical Tech	3.6 %
ICICI Bank	3.3 %
Anhui Conch Cement	2.8 %

FACTS

Security identifier (ISIN):	LU0086737482
Launch date:	4 May 2015
Management fee:	1.90% per annum
Dealing frequency:	Daily
Base currency:	USD
Minimum investment:	USD 1,000
Benchmark:	MSCI Emerging Markets
NAV as of 30 Nov 2019:	36.08
Fund AUM:	14.4 million
Investment Manager:	C WorldWide Asset Management
Portfolio Manager:	Aman Kalsi

DISCLAIMER

The fact sheet is for information purposes only. The fact sheet does not constitute, and shall not be considered as, an offer or invitation to purchase or sell any fund. The information, calculations etc. shall not be considered investment advice or requests to engage in investment operations.

All reasonable precautions have been taken to ensure the correctness and accuracy of the fact sheet. However, the correctness and accuracy is not guaranteed and C WorldWide Asset Management Fondsmæglersekskab A/S accepts no liability for any errors, spelling mistakes or omissions.

All figures are based on past performance. Past performance is not a reliable indicator of future performance. The return may increase or decrease as a result of currency fluctuations. The figures are net of fees. Fees incurred by the investor such as custody fees and transaction costs are not included.